

How to clear Temporary Files on Internet Explorer 10

Warning!

The author and publisher disclaim any warranties (express or implied), merchantability, or fitness for any particular purpose. The author and publisher shall in no event be held liable to any party for any direct, indirect, punitive, special, incidental or other consequential damages arising directly or indirectly from any use of this material, which is provided “as is”, and without warranties.

How to clear Temporary Files on Internet Explorer 10

Warning!

This guide is meant to help force your browser to download an up to date version of our website

FowlersParts.co.uk

Clearing your temporary files MAY cause your browser to forget saved passwords and logins for any website you visit within the browser program.

How to clear Temporary Files on Internet Explorer 10

Warning!

If you have any concerns or doubts about performing this task, PLEASE consult an I.T Expert to perform this task for you.

Right click on menu bar.

The screenshot shows a web browser window displaying the Fowlers Parts website. The address bar shows the URL <https://www.fowlersparts.co.uk/>. The browser's menu bar is highlighted in green, and a right-click context menu is open over it, showing options like "Problem Steps Recorder", "Pause Record", "Stop Record", and "Add Comment". The website's navigation bar includes links for "Log in / Register", "0 items in Basket", and a search bar for "Part No.". The main content area features the Fowlers Parts logo, a navigation menu with links for "HOME / PARTS BROWSER", "FAQs", "ABOUT US", "DELIVERY / RETURNS", and "CONTACT US", and a section titled "Wholesaler of the Year 2014" by "BRITISH dealernews". Below this, there is a "Key site features" section with a list of bullet points and "Log in" and "Register" buttons. A "Live Chat" button is visible on the left side of the page.

Problem Steps Recorder

Pause Record Stop Record Add Comment 00:00:01

Log in / Register 0 items in Basket Part No. Type your part number here.

F FOWLERS PARTS

HOME / PARTS BROWSER FAQs ABOUT US DELIVERY / RETURNS CONTACT US

Wholesaler of the Year 2014 **BRITISH dealernews**

Key site features

- Eight manufacturer's parts all on one site.
- Largest stock of motorcycle parts in the UK
- Only OEM parts stocked
- Next day delivery (UK) if ordered by 5pm
- Pay by credit/debit card
- Order/Delivery tracking
- Dedicated support helpline

Log in Register

Trade User? Find out more

Live Chat

aprilia

DERBI

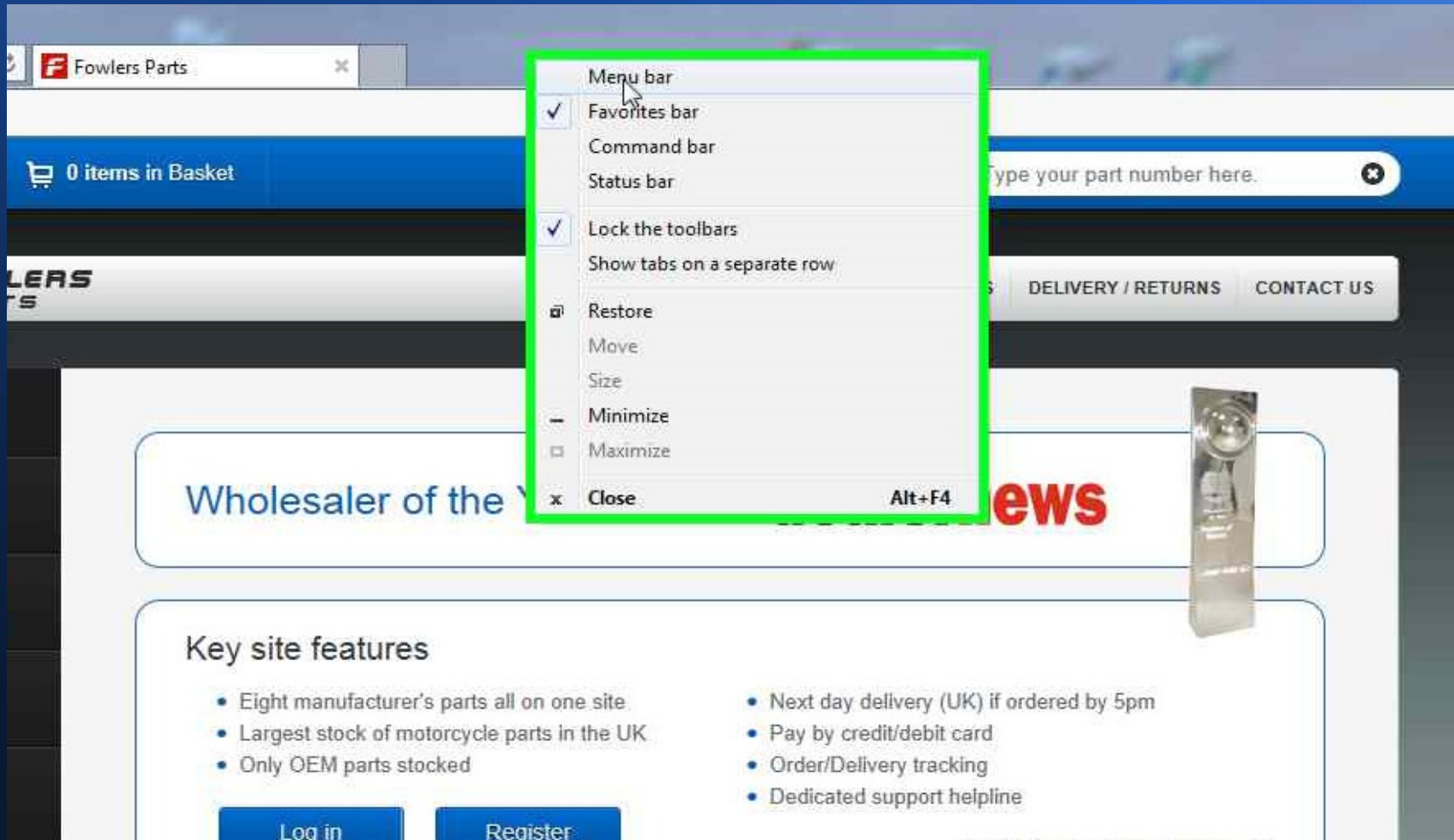
KTM

MOTO GUZZI


PIAGGIO

There are five ways for you to browse our extensive parts catalogue:

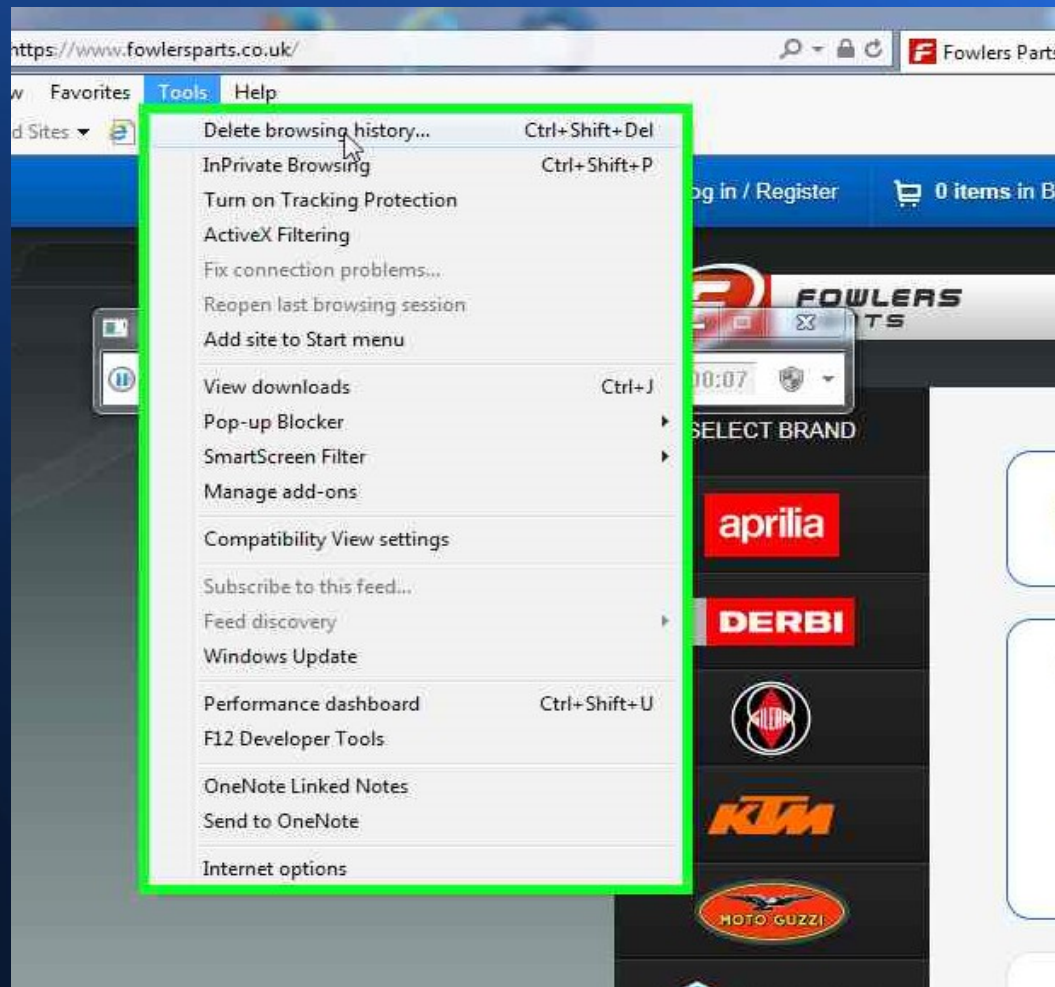
Make sure 'Menu Bar' is ticked



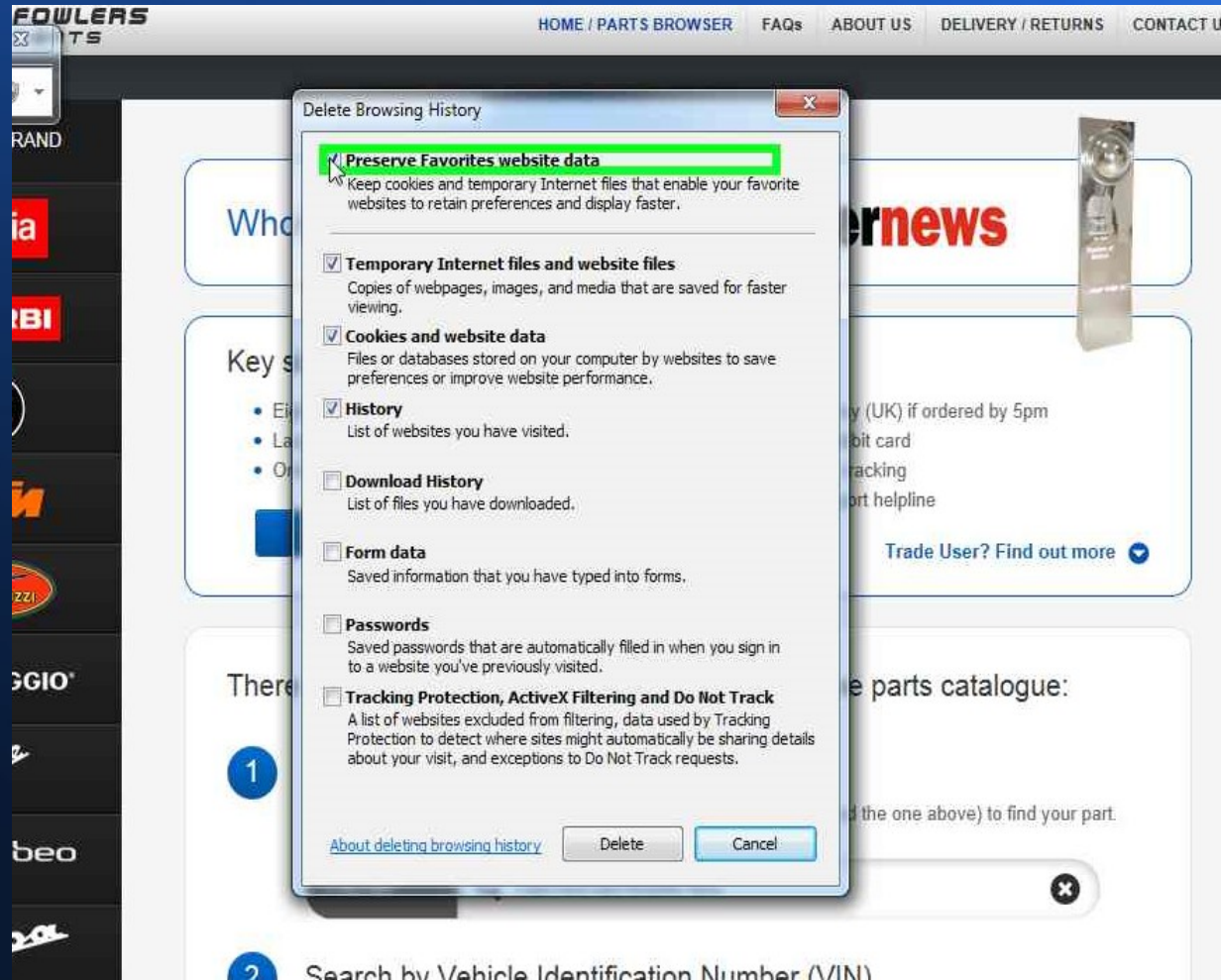
Click on 'Tools'



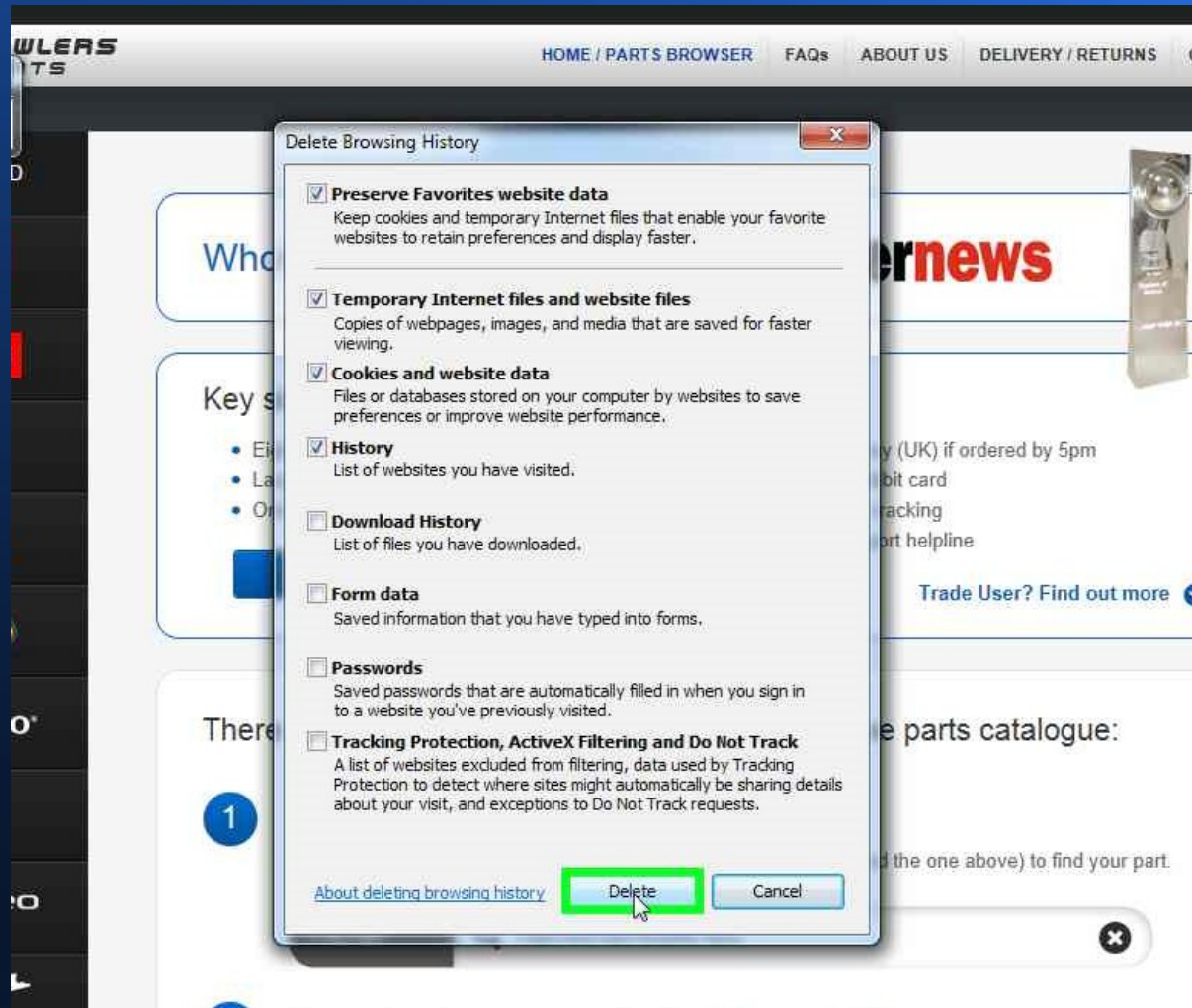
Click on 'Delete Browsing History'



Tick the TOP 4 boxes ONLY



Confirm the Delete.



Log back into FowlersParts

The screenshot shows the homepage of FowlersParts, a motorcycle parts retailer. The browser address bar displays <https://www.fowlersparts.co.uk/>. The site features a blue header with navigation links: "Log in / Register", "0 items in Basket", and a search bar labeled "Part No." with the placeholder text "Type your part number here.". Below the header is a navigation menu with links for "HOME / PARTS BROWSER", "FAQs", "ABOUT US", "DELIVERY / RETURNS", and "CONTACT US".

The main content area is divided into several sections:

- SELECT BRAND:** A vertical list of brand logos including Aprilia, Derbi, KTM, Moto Guzzi, Piaggio, and Vespa.
- Wholesaler of the Year 2014:** A badge from **dealernews** (British) with a small image of a motorcycle part.
- Key site features:** A list of benefits:
 - Eight manufacturer's parts all on one site
 - Largest stock of motorcycle parts in the UK
 - Only OEM parts stocked
 - Next day delivery (UK) if ordered by 5pm
 - Pay by credit/debit card
 - Order/Delivery tracking
 - Dedicated support helplineButtons for "Log in" and "Register" are provided, along with a link for "Trade User? Find out more".
- There are five ways for you to browse our extensive parts catalogue:** A list of search methods:
 - 1 Search by Part Number:** "If you know what you're looking for, you can use this search tool (and the one above) to find your part." Includes a search input field with "Part No." and "Type your part number here." and a "Search" button.
 - 2 Search by Vehicle Identification Number (VIN):** Includes a search input field with "VIN No." and "Type your identification number here." and a "Search" button.
 - 3 Search by Registration Number:** Includes a search input field with "Reg No." and "Type your registration number here." and a "Search" button.